

sustainable floodplain

ASFPM
foundation



management policy

Presented by
Rich Slevin
on behalf of the ASFPM
Foundation

Overview

The **MISSION** of the ASFPM Foundation is to promote public policy through select strategic initiatives and serve as an incubator for long-term policy development that promotes sustainable floodplain and watershed management.




Where the Money Goes

The Gilbert F. White National Flood Policy Forums



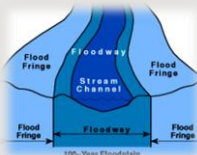
Nick Winter College Scholarship Fund

No Adverse Impact (NAI)



"National Flood Programs in Review" Report

FloodManager Interactive Simulator




Technical Floodplain Management
Training Videos and Publications

Gilbert F. White

National Flood Policy Forums

1911-2006

**70 Years of Leadership in the field of
Floodplain Management**





FLOODPLAIN MANAGEMENT 2050

A Report of the 2007 Assembly of the
Gilbert F. White National Flood Policy Forum
Washington, D.C.

Reducing Flood Losses Is the 1% Chance Flood Standard Sufficient?

Report of the 2004 Assembly of the
Gilbert F. White National Flood Policy Forum

National Academies Keck Center
Washington D.C.
September 21-22, 2004



MANAGING FLOOD RISKS AND FLOODPLAIN RESOURCES

Report of the
Third Assembly
of the
White National Flood Policy Forum

Marvin Center
George Washington University
Washington, D.C.
March 8-9, 2010



Gilbert F. White National Flood Policy Forums

NICK WINTER SCHOLARSHIP FUND



Nick Winter



NO ADVERSE IMPACT

A Toolkit For Common Sense Floodplain Management



2008

Quick Guide

Floodplain Management in Texas



Texas Floodplain Management Association
<http://www.tlma.org>

No Adverse Impact Floodplain Management COMMUNITY Case Studies 2004



Coastal
No Adverse Impact
Handbook



May 2007

FloodManager

Timeline 2010 1 2 3 4 5 6 7 8 9 10 11 12 13 14 15 16 17 18 19 20 21 22 23 24 25 26 27 28 29 30 31 32 33 34 35 36 37 38 39 40 Tax Year Ends 03:52 Population 120

Flood Risk

0.2% 1 in 500yrs

1% 1 in 100yrs

2% 1 in 50yrs

4% 1 in 25yrs

10% 1 in 10yrs

20% 1 in 5yrs

Finances

Show 

End Year

Hide << Key

Housing

-  Standard
-  Mitigated

Standard Commercial

-  Small
-  Medium
-  Large
-  Mega

Flood Proof Commercial

-  Small
-  Medium
-  Large
-  Mega

Other

-  Unavailable

FloodManager

Flood Risk	0.2% 1 in 500yrs	1% 1 in 100yrs	2% 1 in 50yrs	4% 1 in 25yrs	10% 1 in 10yrs	20% 1 in 5yrs	Finances	Hide
Lot Price	\$30,000	\$25,000	\$20,000	\$15,000	\$15,000	\$10,000	Current Balance	\$1,700,000
Lot available	40	40	40	20	30	29	Federal Match	\$0
Insured	0	0	0	4	2	0	Projected Income	\$115,000
Uninsured	0	0	0	16	8	0	Projected Spend	\$0
Mitigated	0	0	0	0	0	0		
Unmitigated	0	0	0	20	10	1		
Current Income	\$0	\$0	\$0	\$50,000	\$25,000	\$40,000		

Building Type	Select / Lots	Mitigation Options	Income	Customers Required	Costs	without flood insurance	with flood insurance
Standard Residential	Lots required 12	Flood proof 1% Elevation 111ft Offset -2.5ft Mitigate	Property Tax 5%	0	Lot \$20,000 Mitigation \$0 Structure \$50,000 Total \$70,000	0	0 Insurance (+\$3920)
Mitigated Residential	Lots required 1	Flood proof 10% Elevation 111ft Offset -2.5ft Mitigate	Property Tax 5%	1	Lot \$20,000 Mitigation \$0 Structure \$60,000 Total \$80,000	0	0 Insurance (+\$4480)
Standard Commercial	Small Medium Large Mega	Flood proof 1% Elevation 111ft Offset -2.5ft Mitigate	Property Tax 5% Sales Tax 10%	5	Lot \$20,000 Mitigation \$0 Structure \$50,000 Total \$70,000	0	0 Insurance (+\$4480)
Mitigated Commercial	Small Medium Large Mega	Flood proof 10% Elevation 111ft Offset -2.5ft Mitigate	Property Tax 5% Sales Tax 10%	5	Lot \$20,000 Mitigation \$0 Structure \$60,000 Total \$80,000	0	0 Insurance (+\$4480)

Local Standards 0 ft New Customers 40 Click the green tick to continue once you have made your choices



FloodManager

End of Year

Financial Overview


Money

Money Remaining	+	\$3,700,000
Property Tax	+	\$132,500
Sales Tax	+	\$10,000
Insurance Claims	+	\$0
		<hr/>
		\$3,842,500

Insurance Premiums	+	\$5,100	
Damages	+	\$0	
Total Buyout Value	+	\$0	
		<hr/>	
		\$5,100	
			<hr/>
			New Total
			\$3,837,400

Main Overview

 Floodplain	 Overall Properties	 Properties Insured	 Buyout	 Damages	 Potential Unprotected Damages
0.2% (1 in 500 years)	 0  0	 0  0	 0  0	0%	0%
1% (1 in 100 years)	 0  0	 0  0	 0  0	0%	0%
2% (1 in 50 years)	 0  0	 0  0	 0  0	0%	0%
4% (1 in 20 years)	 20  0	 4  0	 0  0	0%	0%
10% (1 in 10 years)	 10  0	 2  0	 0  0	0%	0%
20% (1 in 5 years)	 10  1	 2  0	 0  0	0%	0%
Total	41	8	0	0%	0%

Policy and Grant Options



You have no policy or grant options available at this time.

You can move the mouse over icons and text to display help information.

Restart Game



Confirm





Gilbert F. White Memorial Flood Level

Photos: Dave Butler

Who's a CFM?



Water Resources Board Member

GIS Professional

Developer

Emergency Management Coordinator

Fire Chief

Town Clerk

Public Works Department Director

Attorney

Building Inspector

Housing Inspector

Transportation Coordinator

Floodplain Engineer

NFIP State Coordinator

Hazard Mitigation Planner

Loan Officer

City Planner

FEMA Branch Chief

Environmental Engineer

Development Review Engineer

Floodplain Administrator

Geographer

Project Manager

Flood Zone Determination Professional

Civil Engineer

Wetlands Specialist

ASFPM Foundation

asfpmfoundation.org
608-274-0123



GENERAL INFORMATION *contact:*
Diane Brown - asfpm@floods.org

Gilbert White National Flood Policy Forums
asfpmfoundation.org/events.htm

FLOODMANAGER SIMULATOR : floodmanager.org
contact: **Curtis Beitel** - curtis.beitel@hdrinc.com

TEXAS Quick Guide address:
twdb.state.tx.us/wrpi/flood/docu/2008_Texas_Quick_Guide.pdf